

Product Carbon Footprint Calculation Results

07/17/2025 - 10:21

Product	SKU	Gender	Wastage Percentage
PANTS	25AWFRA4406A	Women	5%

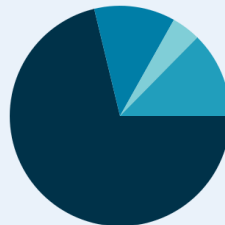
Property Name	Property Value	SQM
Length	long	0.95
Shape	boot cut	0.04
Rise	regular	0
Cargo	yes	0.03
EU SIZE	S woman	0.18141289437586086

Total Carbon Footprint

2.53 kg CO₂e

Estimated Offsetting Cost In EUR *

0.25 €




- Raw Material (71.15%)
- Yarn Production (11.88%)
- Fabric Production (4.24%)
- Cutting & Stitching (0.00%)
- Garment Manufacturing (12.60%)
- Finishing & Packaging (0.00%)

Raw Material Carbon Footprint

1.8 kg CO₂e

Estimated Offsetting Cost In EUR *

0.18 €



- Raw Material (100%)

Transportation Carbon Footprint

0 kg CO₂e

Estimated Offsetting Cost In EUR *

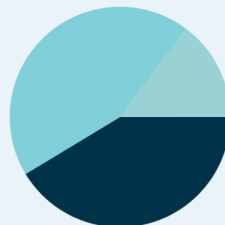
0 €

Process Carbon Footprint

0.73 kg CO₂e

Estimated Offsetting Cost In EUR *

0.07 €



- Yarn Production (41.17%)
- Cutting & Stitching (0.00%)
- Garment Manufacturing (43.68%)
- Fabric Production (14.70%)
- Finishing & Packaging (0.01%)

* Current Average Market Value Of High Quality Carbon Credit

Phases country risk

Layer	Production Phase	Country	Country Risk / Provider
FRANCIS JACQUARD - PANELLO - WOVEN	Raw Material	ITALY	Moderate Risk
FRANCIS JACQUARD - PANELLO - WOVEN	Yarn Production	ITALY	Moderate Risk
FRANCIS JACQUARD - PANELLO - WOVEN	Fabric Production	ITALY	Moderate Risk
FRANCIS JACQUARD - PANELLO - WOVEN	Cutting & Stitching	POLAND	Moderate Risk
FRANCIS JACQUARD - PANELLO - WOVEN	Garment Manufacturing	POLAND	Moderate Risk
FRANCIS JACQUARD - PANELLO - WOVEN	Finishing & Packaging	POLAND	Moderate Risk
VISCOSE LINING	Raw Material	ITALY	Moderate Risk
VISCOSE LINING	Yarn Production	ITALY	Moderate Risk
VISCOSE LINING	Fabric Production	ITALY	Moderate Risk
VISCOSE LINING	Cutting & Stitching	POLAND	Moderate Risk
VISCOSE LINING	Garment Manufacturing	POLAND	Moderate Risk
VISCOSE LINING	Finishing & Packaging	POLAND	Moderate Risk

Water Footprint & Land Impact Summary

Production Phase	Green Water (liters)	Blue Water (liters)	Grey Water (liters)
Raw Material	351.5	82	56.74
Yarn Production	0	65.6	39.72
Fabric Production	0	61.5	42.56
Garment Manufacturing	0	126.35	130.85
Total (Liters)	351.5	335.45	269.87

Land Impact Summary	
Total Land Use (m2)	0

FRANCIS JACQUARD - PANELLO - WOVEN - Raw Material

Material	Percentage	CO2e per GRAM	Fabric Grams	CO2e Grams
Polyester China	100%	3.1	110.47	342.4569
Total	100%	3.1	110.47	342.46

Material	Origin Country	Destination Country	Transports	Transport CO2e Grams
Polyester China	ITALY	ITALY		0
Total				0

FRANCIS JACQUARD - PANELLO - WOVEN - Yarn Production

Process Name	Material
Carding (CO2e g)	Polyester China (ITALY) 13.7449
Winding (CO2e g)	Polyester China (ITALY) 31.6133
Sizing (CO2e g)	Polyester China (ITALY) 0.6577
Ring Spinning (CO2e g)	Polyester China (ITALY) 65.9755
Warping (CO2e g)	Polyester China (ITALY) 2.2363
Roving (Co2e g)	Polyester China (ITALY) 5.498
Dyeing (CO2e g)	Polyester China (ITALY) 17.1015
Blowing (CO2e g)	Polyester China (ITALY) 12.3704
Drawing (CO2e g)	Polyester China (ITALY) 8.2469
Total	157.4445

Material	Origin Country	Destination Country	Transports	Transport CO2e Grams
Polyester China	ITALY	ITALY		0
Total				0

FRANCIS JACQUARD - PANELLO - WOVEN - Cutting & Stitching

Process Name	Material
Major cutting	Polyester China (POLAND) 0.0036
Total	0.0036

Material	Origin Country	Destination Country	Transports	Transport CO2e Grams
Polyester China	POLAND	POLAND		0
Total				0

FRANCIS JACQUARD - PANELLO - WOVEN - Garment Manufacturing

Process Name	Material
Garment dyeing (CO2e g)	Polyester China (POLAND) 72.2871
Finishing Emissions (CO2g)	Polyester China (POLAND) 44.0775

Process Name	Material
Laundry Emissions (CO2e g)	Polyester China (POLAND) 44.0775
Washing & Drying Emissions	Polyester China (POLAND) 6.4647
Total	166.90679999999998

Material	Origin Country	Destination Country	Transports	Transport CO2e Grams
Polyester China	POLAND	POLAND		0
Total				0

Production Group	Process Name	Country	CO2e	Value
Addition	Zip (cm)	POLAND	0.2003	21

FRANCIS JACQUARD - PANELLO - WOVEN - Fabric Production

Process Name	Material
Heat Setting (CO2e g)	Polyester China (ITALY) 0.059
Coating (CO2e g)	Polyester China (ITALY) 0
Bonding (CO2e g)	Polyester China (ITALY) 0.1224
Weaving (CO2e g)	Polyester China (ITALY) 56.0414
Total	56.22280000000001

Material	Origin Country	Destination Country	Transports	Transport CO2e Grams
Polyester China	ITALY	POLAND	Truck/Heavy goods vehicle - 0 Aircraft - 0	0
Total				0

FRANCIS JACQUARD - PANELLO - WOVEN - Finishing & Packaging

Material	Origin Country	Destination Country	Transports	Transport CO2e Grams
Polyester China	POLAND	POLAND		0
Total				0

Production Group	Process Name	Country	CO2e	Value
---	Plastic Hanger	POLAND	0.0829	1

VISCOSE LINING - Raw Material

Material	Percentage	CO2e per GRAM	Fabric Grams	CO2e Grams
Viscose generic	100%	14.54	100.4272	1460.2122
Total	100%	14.54	100.43	1460.21

Material	Origin Country	Destination Country	Transports	Transport CO2e Grams
Viscose generic	ITALY	ITALY		0
Total				0

VISCOSE LINING - Yarn Production

Process Name	Material
Carding (CO2e g)	Viscose generic (ITALY) 12.4954
Winding (CO2e g)	Viscose generic (ITALY) 28.7393
Sizing (CO2e g)	Viscose generic (ITALY) 0.598
Ring Spinning (CO2e g)	Viscose generic (ITALY) 59.9777
Warping (CO2e g)	Viscose generic (ITALY) 2.033
Roving (Co2e g)	Viscose generic (ITALY) 4.9981
Dyeing (CO2e g)	Viscose generic (ITALY) 15.5468
Blowing (CO2e g)	Viscose generic (ITALY) 11.2458
Drawing (CO2e g)	Viscose generic (ITALY) 7.4972
Total	143.13129999999998

Material	Origin Country	Destination Country	Transports	Transport CO2e Grams
Viscose generic	ITALY	ITALY		0
Total				0

VISCOSE LINING - Cutting & Stitching

Process Name	Material
Major cutting	Viscose generic (POLAND) 0.0032
Total	0.0032

Material	Origin Country	Destination Country	Transports	Transport CO2e Grams
Viscose generic	POLAND	POLAND		0
Total				0

VISCOSE LINING - Garment Manufacturing

Process Name	Material
Garment dyeing (CO2e g)	Viscose generic (POLAND) 65.7156
Finishing Emissions (CO2g)	Viscose generic (POLAND) 40.0705
Laundry Emissions (CO2e g)	Viscose generic (POLAND) 40.0705
Washing & Drying Emissions	Viscose generic (POLAND) 5.877
Total	151.73360000000002

Material	Origin Country	Destination Country	Transports	Transport CO2e Grams
Viscose generic	POLAND	POLAND		0
Total				0

Production Group	Process Name	Country	CO2e	Value
Addition	Zip (cm)	POLAND	0.2003	21

VISCOSE LINING - Fabric Production

Process Name	Material
Heat Setting (CO2e g)	Viscose generic (ITALY) 0.0536
Coating (CO2e g)	Viscose generic (ITALY) 0
Bonding (CO2e g)	Viscose generic (ITALY) 0.1113
Weaving (CO2e g)	Viscose generic (ITALY) 50.9467
Total	51.1116

Material	Origin Country	Destination Country	Transports	Transport CO2e Grams
Viscose generic	ITALY	POLAND	Truck/Heavy goods vehicle - 0 Aircraft - 0	0
Total				0

VISCOSE LINING - Finishing & Packaging

Material	Origin Country	Destination Country	Transports	Transport CO2e Grams
Viscose generic	POLAND	POLAND		0
Total				0

Production Group	Process Name	Country	CO2e	Value
---	Plastic Hanger	POLAND	0.0829	1

Final Transportation

Material	Origin Country	Destination Country	Transports	Transport CO2e Grams
Polyester China	POLAND	UNITED KINGDOM	AIR - 0	0
Total				0

The software tools and services provided by Edmond Climate Network SA (hereinafter referred to as "the Company") are designed to assist users in the calculation and optimization of the carbon footprint of products in the fashion industry. However, the results, data, and recommendations provided by our software are for informational purposes only, with a tolerance of +/-10% and are not intended to constitute professional advice.

By using our software, the user acknowledges and agrees that the Company shall not be held responsible or liable for any direct, indirect, incidental, consequential, or punitive damages, including but not limited to any loss of profits, data, or business interruptions, that may arise from the use, misuse, or reliance on any data or information generated by our tools.

Furthermore, it is the sole responsibility of the user to ensure the accuracy, completeness, and verifiability of all data entered into the Company's software. The Company is not liable for any errors, inaccuracies, or omissions in the input data provided by the user. The user is responsible for ensuring that the data provided for calculation is correct and up-to-date. The Company does not guarantee the accuracy, reliability, or completeness of the results generated from the software, which are contingent upon the input data provided by the user.

The user understands and agrees that the Company provides no warranties, express or implied, regarding the accuracy, applicability, or reliability of the results generated by the software and disclaims any responsibility for the consequences of decisions made based on such results.

By using the software, the user agrees to indemnify and hold harmless the Company, its officers, directors, employees, and agents from any claims, damages, or losses resulting from the misuse of the software or any failure by the user to input correct or verifiable data.

This disclaimer is subject to change without notice, and users are encouraged to review it regularly to stay informed of any updates.

