

Product Carbon Footprint Calculation Results

07/17/2025 - 10:21

Product	SKU	Gender	Wastage Percentage
OUTWEAR	25AW-TDJ-54824	Women	5%

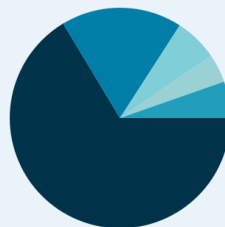
Property Name	Property Value	SQM
Body length	regular	0.56
Fit	regular	0
Sleeves	long	0.3
Neck	regular reverse	0.03
Hood	no	0
EU SIZE	S woman	0.1935085228292251

Total Carbon Footprint

2.49 kg CO₂e

Estimated Offsetting Cost In EUR *

0.25 €




- Raw Material (66.27%)
- Yarn Production (17.71%)
- Spinning & Weaving (6.31%)
- Pattern Making & Cutting (4.21%)
- Stitching & Pressing (5.34%)
- Finishing & Packaging (0.00%)

Raw Material Carbon Footprint

1.65 kg CO₂e

Estimated Offsetting Cost In EUR *

0.16 €



- Raw Material (100%)

Transportation Carbon Footprint

0 kg CO₂e

Estimated Offsetting Cost In EUR *

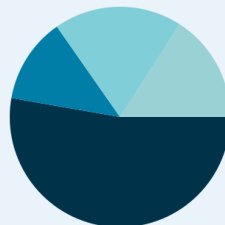
0 €

Process Carbon Footprint

0.84 kg CO₂e

Estimated Offsetting Cost In EUR *

0.08 €



- Yarn Production (52.49%)
- Pattern Making & Cutting (12.49%)
- Spinning & Weaving (18.70%)
- Stitching & Pressing (15.83%)
- Finishing & Packaging (0.00%)

* Current Average Market Value Of High Quality Carbon Credit

Phases country risk

Layer	Production Phase	Country	Country Risk / Provider
WOVEN COTTON	Raw Material	ITALY	Moderate Risk
WOVEN COTTON	Yarn Production	ITALY	Moderate Risk
WOVEN COTTON	Spinning & Weaving	ITALY	Moderate Risk
WOVEN COTTON	Dyeing & Printing	ITALY	Moderate Risk
WOVEN COTTON	Pattern Making & Cutting	PORTUGAL	Moderate Risk
WOVEN COTTON	Stitching & Pressing	PORTUGAL	Moderate Risk
WOVEN COTTON	Finishing & Packaging	PORTUGAL	Moderate Risk
T-LOGO LINING	Raw Material	CHINA	High Risk
T-LOGO LINING	Yarn Production	CHINA	High Risk
T-LOGO LINING	Spinning & Weaving	CHINA	High Risk
T-LOGO LINING	Dyeing & Printing	CHINA	High Risk
T-LOGO LINING	Pattern Making & Cutting	CHINA	High Risk
T-LOGO LINING	Stitching & Pressing	CHINA	High Risk
T-LOGO LINING	Finishing & Packaging	PORTUGAL	Moderate Risk

Water Footprint & Land Impact Summary

Production Phase	Green Water (liters)	Blue Water (liters)	Grey Water (liters)
Raw Material	765.82	189.35	316.11
Yarn Production	0	151.48	221.28
Total (Liters)	765.82	340.83	537.39

Land Impact Summary	
Total Land Use (m2)	0.02

WOVEN COTTON - Raw Material

Material	Percentage	CO2e per GRAM	Fabric Grams	CO2e Grams
Polyester China	47%	3.1	46.1884	143.1839
Cotton generic	53%	2.62	78.1271	204.693
Total	100%	5.72	124.32	347.88

Material	Origin Country	Destination Country	Transports	Transport CO2e Grams
Polyester China	ITALY	ITALY		0
Cotton generic	ITALY	ITALY		0
Total				0

WOVEN COTTON - Yarn Production

Process Name	Material	
Carding (CO2e g)	Polyester China (ITALY) 5.7468	Cotton generic (ITALY) 9.7207
Winding (CO2e g)	Polyester China (ITALY) 13.2177	Cotton generic (ITALY) 22.3577
Sizing (CO2e g)	Polyester China (ITALY) 0.275	Cotton generic (ITALY) 0.4652
Ring Spinning (CO2e g)	Polyester China (ITALY) 27.5849	Cotton generic (ITALY) 46.6595
Warping (CO2e g)	Polyester China (ITALY) 0.935	Cotton generic (ITALY) 1.5816
Roving (Co2e g)	Polyester China (ITALY) 2.2987	Cotton generic (ITALY) 3.8883
Dyeing (CO2e g)	Polyester China (ITALY) 7.1503	Cotton generic (ITALY) 12.0946
Blowing (CO2e g)	Polyester China (ITALY) 5.1722	Cotton generic (ITALY) 8.7487
Drawing (CO2e g)	Polyester China (ITALY) 3.4481	Cotton generic (ITALY) 5.8324
Total	65.8287	111.34870000000001

Material	Origin Country	Destination Country	Transports	Transport CO2e Grams
Polyester China	ITALY	ITALY		0
Cotton generic	ITALY	ITALY		0
Total				0

WOVEN COTTON - Pattern Making & Cutting

Process Name	Material	
Cutting Emissions	Polyester China (PORTUGAL) 5.7158	Cotton generic (PORTUGAL) 9.6682
Pattern Making (CO2e g)	Polyester China (PORTUGAL) 5.7158	Cotton generic (PORTUGAL) 9.6682
Total	11.4316	19.3364

Material	Origin Country	Destination Country	Transports	Transport CO2e Grams
Polyester China	PORTUGAL	PORTUGAL		0
Cotton generic	PORTUGAL	PORTUGAL		0
Total				0

WOVEN COTTON - Spinning & Weaving

Process Name	Material	
Spinning (CO2e g)	Polyester China (ITALY) 23.4314	Cotton generic (ITALY) 39.6339
Weaving(CO2e g)	Polyester China (ITALY) 0.0247	Cotton generic (ITALY) 0.0417
Total	23.4561	39.675599999999996

Material	Origin Country	Destination Country	Transports	Transport CO2e Grams
Polyester China	ITALY	ITALY		0
Cotton generic	ITALY	ITALY		0
Total				0

WOVEN COTTON - Stitching & Pressing

Process Name	Material	
Stitching(CO2e g)	Polyester China (PORTUGAL) 14.48	Cotton generic (PORTUGAL) 24.4928
Pressing (CO2e g)	Polyester China (PORTUGAL) 0.0152	Cotton generic (PORTUGAL) 0.0258
Total	14.4952	24.5186

Material	Origin Country	Destination Country	Transports	Transport CO2e Grams
Polyester China	PORTUGAL	PORTUGAL		0
Cotton generic	PORTUGAL	PORTUGAL		0
Total				0

WOVEN COTTON - Finishing & Packaging

Material	Origin Country	Destination Country	Transports	Transport CO2e Grams
Polyester China	PORTUGAL	PORTUGAL		0
Cotton generic	PORTUGAL	PORTUGAL		0
Total				0

Production Group	Process Name	Country	CO2e	Value
---	Plastic Hanger	PORTUGAL	0.0257	1

T-LOGO LINING - Raw Material

Material	Percentage	CO2e per GRAM	Fabric Grams	CO2e Grams
Viscose generic	100%	14.54	89.3392	1298.9916
Total	100%	14.54	89.34	1298.99

Material	Origin Country	Destination Country	Transports	Transport CO2e Grams
Viscose generic	CHINA	CHINA		0
Total				0

T-LOGO LINING - Yarn Production

Process Name	Material
Carding (CO2e g)	Viscose generic (CHINA) 23.0225
Winding (CO2e g)	Viscose generic (CHINA) 52.9518
Sizing (CO2e g)	Viscose generic (CHINA) 1.1017
Ring Spinning (CO2e g)	Viscose generic (CHINA) 110.5081
Warping (CO2e g)	Viscose generic (CHINA) 3.7459
Roving (Co2e g)	Viscose generic (CHINA) 9.209
Dyeing (CO2e g)	Viscose generic (CHINA) 28.6448
Blowing (CO2e g)	Viscose generic (CHINA) 20.7203
Drawing (CO2e g)	Viscose generic (CHINA) 13.8135
Total	263.7176

Material	Origin Country	Destination Country	Transports	Transport CO2e Grams
Viscose generic	CHINA	CHINA		0
Total				0

T-LOGO LINING - Pattern Making & Cutting

Process Name	Material
Cutting Emissions	Viscose generic (CHINA) 37.0534
Pattern Making (CO2e g)	Viscose generic (CHINA) 37.0534
Total	74.1068

Material	Origin Country	Destination Country	Transports	Transport CO2e Grams
Viscose generic	CHINA	CHINA		0
Total				0

T-LOGO LINING - Spinning & Weaving

Process Name	Material
Spinning (CO2e g)	Viscose generic (CHINA) 93.8687
Weaving(CO2e g)	Viscose generic (CHINA) 0.0988
Total	93.9675

Material	Origin Country	Destination Country	Transports	Transport CO2e Grams
Viscose generic	CHINA	CHINA		0
Total				0

T-LOGO LINING - Stitching & Pressing

Process Name	Material
Stitching(CO2e g)	Viscose generic (CHINA) 93.8687
Pressing (CO2e g)	Viscose generic (CHINA) 0.0988
Total	93.9675

Material	Origin Country	Destination Country	Transports	Transport CO2e Grams
Viscose generic	CHINA	PORTUGAL	Truck/Heavy goods vehicle - 0 Aircraft - 0	0
Total				0

T-LOGO LINING - Finishing & Packaging

Material	Origin Country	Destination Country	Transports	Transport CO2e Grams
Viscose generic	PORTUGAL	PORTUGAL		0
Total				0

Production Group	Process Name	Country	CO2e	Value
---	Plastic Hanger	PORTUGAL	0.0257	1

Final Transportation

Material	Origin Country	Destination Country	Transports	Transport CO2e Grams
Polyester China	PORTUGAL	UNITED KINGDOM	AIR - 0	0
Cotton generic	PORTUGAL	UNITED KINGDOM	AIR - 0	0
Total				0

The software tools and services provided by Edmond Climate Network SA (hereinafter referred to as "the Company") are designed to assist users in the calculation and optimization of the carbon footprint of products in the fashion industry. However, the results, data, and recommendations provided by our software are for informational purposes only, with a tolerance of +/-10% and are not intended to constitute professional advice.

By using our software, the user acknowledges and agrees that the Company shall not be held responsible or liable for any direct, indirect, incidental, consequential, or punitive damages, including but not limited to any loss of profits, data, or business interruptions, that may arise from the use, misuse, or reliance on any data or information generated by our tools.

Furthermore, it is the sole responsibility of the user to ensure the accuracy, completeness, and verifiability of all data entered into the Company's software. The Company is not liable for any errors, inaccuracies, or omissions in the input data provided by the user. The user is responsible for ensuring that the data provided for calculation is correct and up-to-date. The Company does not guarantee the accuracy, reliability, or completeness of the results generated from the software, which are contingent upon the input data provided by the user.

The user understands and agrees that the Company provides no warranties, express or implied, regarding the accuracy, applicability, or reliability of the results generated by the software and disclaims any responsibility for the consequences of decisions made based on such results.

By using the software, the user agrees to indemnify and hold harmless the Company, its officers, directors, employees, and agents from any claims, damages, or losses resulting from the misuse of the software or any failure by the user to input correct or verifiable data.

This disclaimer is subject to change without notice, and users are encouraged to review it regularly to stay informed of any updates.

