



Product Carbon Footprint Calculation Results

02/04/2025 - 15:45

Product	SKU
DRESSES	GRACIA MINI DRESS

Layer	Gender	Wastage Percentage
Tops	Women	5%

Property Name	Property Value	SQM
Upper body length	regular	0.6
Fit	slim	1.44
Sleeves	no sleeves	0
Neck	open back	-0.032
EU SIZE	L woman	0.19897744204083448

Layer	Gender	Wastage Percentage
Skirts	Women	5%

Property Name	Property Value	SQM
Length	short	0.3657
Shape	tube straight	0
Rise	regular	0
EU SIZE	L woman	0.19897744204083448

External - Raw Material

Material	Percentage	CO2e per GRAM	Fabric Grams	CO2e Grams
Viscose generic	100%	14.54	94.5145	1374.2403
Total	100%	14.54	94.51	1374.24

Material	Origin Country	Destination Country	Transports	Transport CO2e Grams
Viscose generic	INDIA	INDIA		0
Total				0

External - Yarn Production

Process Name	Material
Carding (CO2e g)	Viscose generic (INDIA) 34.1779
Winding (CO2e g)	Viscose generic (INDIA) 78.6093
Sizing (CO2e g)	Viscose generic (INDIA) 1.6356
Ring Spinning (CO2e g)	Viscose generic (INDIA) 164.0541
Warping (CO2e g)	Viscose generic (INDIA) 5.5609
Roving (Co2e g)	Viscose generic (INDIA) 13.6712
Yarn Production - Dyeing (CO2e g)	Viscose generic (INDIA) 42.5244
Blowing (CO2e g)	Viscose generic (INDIA) 30.7601
Drawing (CO2e g)	Viscose generic (INDIA) 20.5068
Total	391.50030000000004

Material	Origin Country	Destination Country	Transports	Transport CO2e Grams
Viscose generic	INDIA	INDIA		0
Total				0

External - Cutting & Stitching

Process Name	Material
Major cutting	Viscose generic (INDIA) 0.0045
Total	0.0045

Material	Origin Country	Destination Country	Transports	Transport CO2e Grams
Viscose generic	INDIA	INDIA		0
Total				0

External - Fabric Production

Process Name	Material
Heat Setting (CO2e g)	Viscose generic (INDIA) 0.1467
Weaving (CO2e g)	Viscose generic (INDIA) 139.3521
Total	139.49880000000002

Material	Origin Country	Destination Country	Transports	Transport CO2e Grams
Viscose generic	INDIA	INDIA		0
Total				0

External - Garment Manufacturing

Process Name	Material
Finishing Emissions (CO2g)	Viscose generic (INDIA) 55.0074
Laundry Emissions (CO2e g)	Viscose generic (INDIA) 55.0074
Washing & Drying Emissions	Viscose generic (INDIA) 8.0678
Total	118.0826

Material	Origin Country	Destination Country	Transports	Transport CO2e Grams
Viscose generic	INDIA	INDIA		0
Total				0

Production Group	Process Name	Country	CO2e	Value
Addition	Paillettes (unit)	INDIA	0.1867	250
Addition	Zip (cm)	INDIA	0.1908	20

External - Finishing & Packaging

Material	Origin Country	Destination Country	Transports	Transport CO2e Grams
Viscose generic	INDIA	INDIA		0
Total				0

Production Group	Process Name	Country	CO2e	Value
---	Plastic Hanger	INDIA	0.1209	1

Fabric_2 - Raw Material

Material	Percentage	CO2e per GRAM	Fabric Grams	CO2e Grams
Viscose generic	100%	14.54	94.5145	1374.2403
Total	100%	14.54	94.51	1374.24

Material	Origin Country	Destination Country	Transports	Transport CO2e Grams
Viscose generic	INDIA	INDIA		0
Total				0

Fabric_2 - Yarn Production

Process Name	Material
Carding (CO2e g)	Viscose generic (INDIA) 34.1779
Winding (CO2e g)	Viscose generic (INDIA) 78.6093
Sizing (CO2e g)	Viscose generic (INDIA) 1.6356
Ring Spinning (CO2e g)	Viscose generic (INDIA) 164.0541
Warping (CO2e g)	Viscose generic (INDIA) 5.5609
Roving (Co2e g)	Viscose generic (INDIA) 13.6712
Yarn Production - Dyeing (CO2e g)	Viscose generic (INDIA) 42.5244
Blowing (CO2e g)	Viscose generic (INDIA) 30.7601
Drawing (CO2e g)	Viscose generic (INDIA) 20.5068
Total	391.50030000000004

Material	Origin Country	Destination Country	Transports	Transport CO2e Grams
Viscose generic	INDIA	INDIA		0
Total				0

Fabric_2 - Cutting & Stitching

Process Name	Material
Major cutting	Viscose generic (INDIA) 0.0045
Total	0.0045

Material	Origin Country	Destination Country	Transports	Transport CO2e Grams
Viscose generic	INDIA	INDIA		0
Total				0

Fabric_2 - Fabric Production

Process Name	Material
Heat Setting (CO2e g)	Viscose generic (INDIA) 0.1467
Weaving (CO2e g)	Viscose generic (INDIA) 139.3521
Total	139.49880000000002

Material	Origin Country	Destination Country	Transports	Transport CO2e Grams
Viscose generic	INDIA	INDIA		0
Total				0

Fabric_2 - Garment Manufacturing

Process Name	Material
Finishing Emissions (CO2g)	Viscose generic (INDIA) 55.0074
Laundry Emissions (CO2e g)	Viscose generic (INDIA) 55.0074
Washing & Drying Emissions	Viscose generic (INDIA) 8.0678
Total	118.0826

Material	Origin Country	Destination Country	Transports	Transport CO2e Grams
Viscose generic	INDIA	INDIA		0
Total				0

Production Group	Process Name	Country	CO2e	Value
Addition	Paillettes (unit)	INDIA	0.1867	250
Addition	Zip (cm)	INDIA	0.1908	20

Fabric_2 - Finishing & Packaging

Material	Origin Country	Destination Country	Transports	Transport CO2e Grams
Viscose generic	INDIA	INDIA		0
Total				0

Production Group	Process Name	Country	CO2e	Value
---	Plastic Hanger	INDIA	0.1209	1

Final Transportation

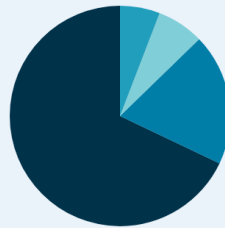
Material	Origin Country	Destination Country	Transports	Transport CO2e Grams
Viscose generic	INDIA	UNITED KINGDOM	AIR - 0	0
Total				0

Total Carbon Footprint

4.05 kg CO₂e

Estimated Offsetting Cost In EUR *

0.4 €




- Raw Material (67.90%)
- Yarn Production (19.33%)
- Fabric Production (6.89%)
- Cutting & Stitching (0.00%)
- Garment Manufacturing (5.84%)
- Finishing & Packaging (0.00%)

Raw Material Carbon Footprint

2.75 kg CO₂e

Estimated Offsetting Cost In EUR *

0.28 €



- Raw Material (100%)

Transportation Carbon Footprint

0 kg CO₂e

Estimated Offsetting Cost In EUR *

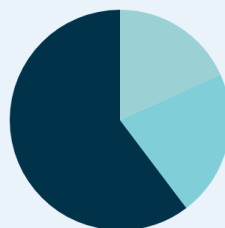
0 €

Process Carbon Footprint

1.3 kg CO₂e

Estimated Offsetting Cost In EUR *

0.13 €



- Yarn Production (60.23%)
- Cutting & Stitching (0.00%)
- Fabric Production (21.46%)
- Garment Manufacturing (18.20%)
- Finishing & Packaging (0.01%)

* Current Average Market Value Of High Quality Carbon Credit

The software tools and services provided by Edmond Climate Network SA (hereinafter referred to as "the Company") are designed to assist users in the calculation and optimization of the carbon footprint of products in the fashion industry. However, the results, data, and recommendations provided by our software are for informational purposes only, with a tolerance of +/-10% and are not intended to constitute professional advice.

By using our software, the user acknowledges and agrees that the Company shall not be held responsible or liable for any direct, indirect, incidental, consequential, or punitive damages, including but not limited to any loss of profits, data, or business interruptions, that may arise from the use, misuse, or reliance on any data or information generated by our tools.

Furthermore, it is the sole responsibility of the user to ensure the accuracy, completeness, and verifiability of all data entered into the Company's software. The Company is not liable for any errors, inaccuracies, or omissions in the input data provided by the user. The user is responsible for ensuring that the data provided for calculation is correct and up-to-date. The Company does not guarantee the accuracy, reliability, or completeness of the results generated from the software, which are contingent upon the input data provided by the user.

The user understands and agrees that the Company provides no warranties, express or implied, regarding the accuracy, applicability, or reliability of the results generated by the software and disclaims any responsibility for the consequences of decisions made based on such results.

By using the software, the user agrees to indemnify and hold harmless the Company, its officers, directors, employees, and agents from any claims, damages, or losses resulting from the misuse of the software or any failure by the user to input correct or verifiable data.

This disclaimer is subject to change without notice, and users are encouraged to review it regularly to stay informed of any updates.

